

AIRA SUPER RAY

Infra Red Gas Heating

- Churches
- Factories
- Halls
- Restaurants
- Schools
- Shops
- Warehouses




A-west
distributors

Rob Calautti

Unit 15-52 Kent Street CANNINGTON

Ph : 9258 5670 - Mob: 0439 393 353



INFRA-RED HEATING

Infra-Red energy is similar to visible light, radio waves and x-rays. It travels at the speed of light as energy is reconstructed into heat only on direct contact with solid surfaces. Human skin is most receptive to infra-red heating. It is unaffected by influences such as air temperatures or movement and can be focused and directed with reflectors.


The selectivity of infra-red conversion into heat greatly benefits comfort heating and industrial processing because only the amount of heat actually required needs to be produced and it is easily directed to the precise location.

SUPER RAY HEATERS

Super-Ray Heaters are available in 16, 24, 40 and 48 megajoule input models with one cord manually controlled Piezo automatic ignition or 240 Volt electronic ignition. All models are available for Natural and Propane Gases.

Additional Safety Features

- Piezo ignition (No matches required)
- Tilt switch
- Instant shut-off should unit become dislodged



In commercial use this allows selected indoor areas to be heated to comfort level without raising the temperature away from that immediate position. This quality is unique to infra-red heating and can effect great saving in fuel costs. Zone or broad heating is achieved by positioning specified numbers or combinations of heaters at appropriate heights and locations.

This type of heating does not directly heat air, keeping the air fresh and invigorating. Objects and surfaces including furniture, floors and walls absorb and re-radiate warmth to further raise comfort levels.

Air movement, over these heated objects, will raise the temperature of this air.

FLEXI RAY HEATERS

The Flexi-Ray is a portable self contained Infra-Red gas heater that operates from its own bottled Propane gas supply and comes complete with hose, regulator and mounting bracket. They are easily moved and can be positioned for accurate, directionalised heating and available in 16, 24, 40 and 48 megajoule input models with one cord manually controlled Piezo ignition. All models feature a tip over tilt switch, which automatically stops the heater operating in the event of the unit being displaced.



(Cylinder not included)

OPTIONAL ACCESSORIES



Heat Shield (Model WHA)

The Stainless Steel Heat Shield complete with thermal absorption mill board are designed to reduce the clearance required between the heater and a combustible ceiling surface.



Deluxe Outer Casing (Model WCA)

All Super-Ray heaters are available with an identical optional stainless steel deluxe outer case to provide a durable, attractive and decorative appearance when required.



Burner Protector Grid (Model WBP)

Burner protector grid heavy duty stainless steel, designed to protect the burner face from objects thrown or placed against it. For full heater protection use WGA Ball Guard.



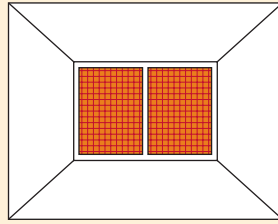
Ball Guard (Model WGA)

Ball Guard Heavy Duty with Silver Zinc Aluminium Finish designed to protect heater from objects thrown or placed against it.

Specifications

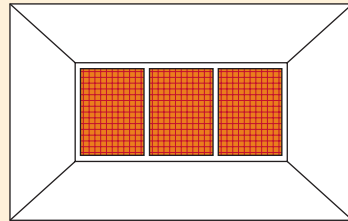
WMA (Manual Piezo Ignition)
WEA (Electronic Ignition)
WFA (Flexi Ray)

Mounting Brackets supplied with all heaters.



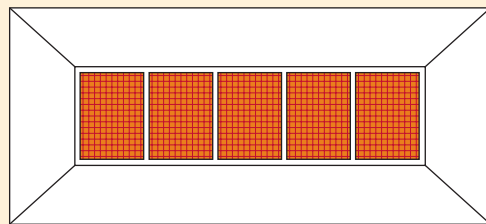
WMA / WEA / WFA 16

Input 16 MJ, 4.44 KW
Width 401mm
Height 334m (WFA Model 2030mm)
Depth 180mm (WFA Model 450mm)
Weight 5.6kg



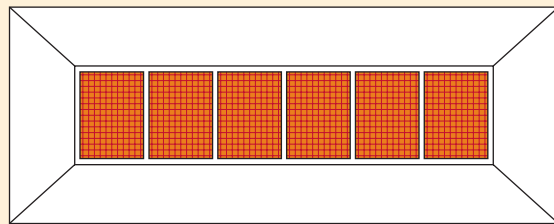
WMA / WEA / WFA 24

Input 24 MJ, 7.0 KW
Width 499mm
Height 334m (WFA Model 2030mm)
Depth 180mm (WFA Model 450mm)
Weight 6.5kg



WMA / WEA / WFA 40

Input 40 MJ, 11.11 KW
Width 695mm
Height 334m (WFA Model 2030mm)
Depth 180mm (WFA Model 450mm)
Weight 8.4kg



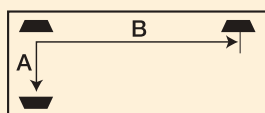
WMA / WEA / WFA 48

Input 48 MJ, 14KW
Width 793mm
Height 334m (WFA Model 2030mm)
Depth 180mm (WFA Model 450mm)
Weight 9.3kg

Gas Pressure (KPA)	Min	Max	Gas Connection (all models)	
Natural Gas	0.98	4	Natural Gas	½" copper flare
LPG	2.75	4	LPG	3/8" copper flare

Size	Approx. Area Heated		Approx. Positioning for Total heating		Approx. Height from floor Metres	Ceiling Clearance Metres
	M2		A	B		
	Spot	Total	Facing Each Other	Side by side		
16	19	25.0	8.0	6.1	2.5	0.9
24	28	37.0	9.8	7.3	2.7 - 3.4	1.0
40	47	62.0	15.0	9.0	3.4 - 4.5	1.0
48	56	74.0	17.0	10.0	3.9 - 4.9	1.0

(If insufficient ceiling clearance available use Optional heat shield)



NOTE: Minimum Mounting height above floor level is 2.5 metres.

These appliances should be installed and used in accordance with—AG601

Manufacturer's Installation Instructions, Local Gas Fitting Regulations, Municipal Building Codes,

A.G.A. Installation Code for gas Burning Equipment, and must be installed by an authorised person.

A.G.A. Approval 5492

Distributed By:



AIRA Pty Ltd,
ABN 38 005 058 364
ACN 005 058 364

www.aira.com.au

VICTORIA

144 Colchester Road
Bayswater North 3153,
Australia
Ph: (03) 9728 5566
Fax: (03) 9761 4732
Email: aira@aira.com.au

NEW SOUTH WALES

3/46 Seton Road
Moorebank 2170,
Australia
Ph: (02) 9822 8900
Fax: (02) 9822 8988
Email: airansw@aira.com.au

SOUTH AUSTRALIA

Ph: (08) 8346 6182
Fax: (08) 8346 6129
Email: airasa@aira.com.au